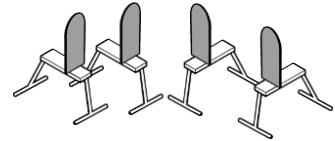
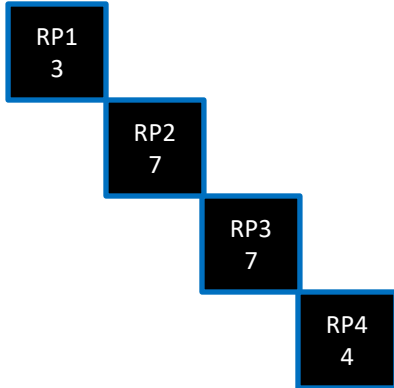


STAGE 1  
MAY 2024 WILD BUNCH MONTHLY MATCH  
THE STROMBERGER MERCANTILE  
21 PISTOL 7 RIFLE 4 SHOTGUN

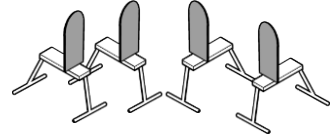
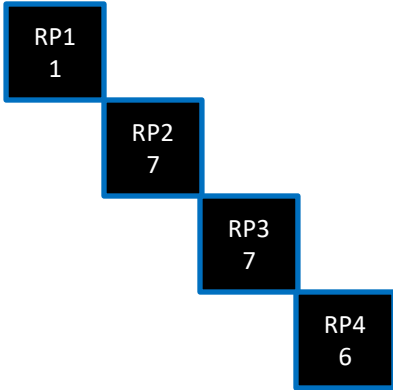


**STAGING:** Pistol loaded with a 7 round mag & holstered. Rifle loaded with 7 rounds staged on left doorway table. Shotgun loaded with 4 rounds on right doorway table.

**START POS:** Shooter may start with any firearm. At the ready.

**PROCEDURE:** With pistol from left doorway engage RP targets with a 3-7-7-4 sweep starting on RP1. With rifle engage RP targets with a 7 round Nevada sweep, starting on either end. With shotgun from right doorway engage 4 SG targets.

**STAGE 2**  
**MAY 2024 WILD BUNCH MONTHLY MATCH**  
**THE STROMBERGER MERCANTILE**  
**21 PISTOL 7 RIFLE 4 SHOTGUN**

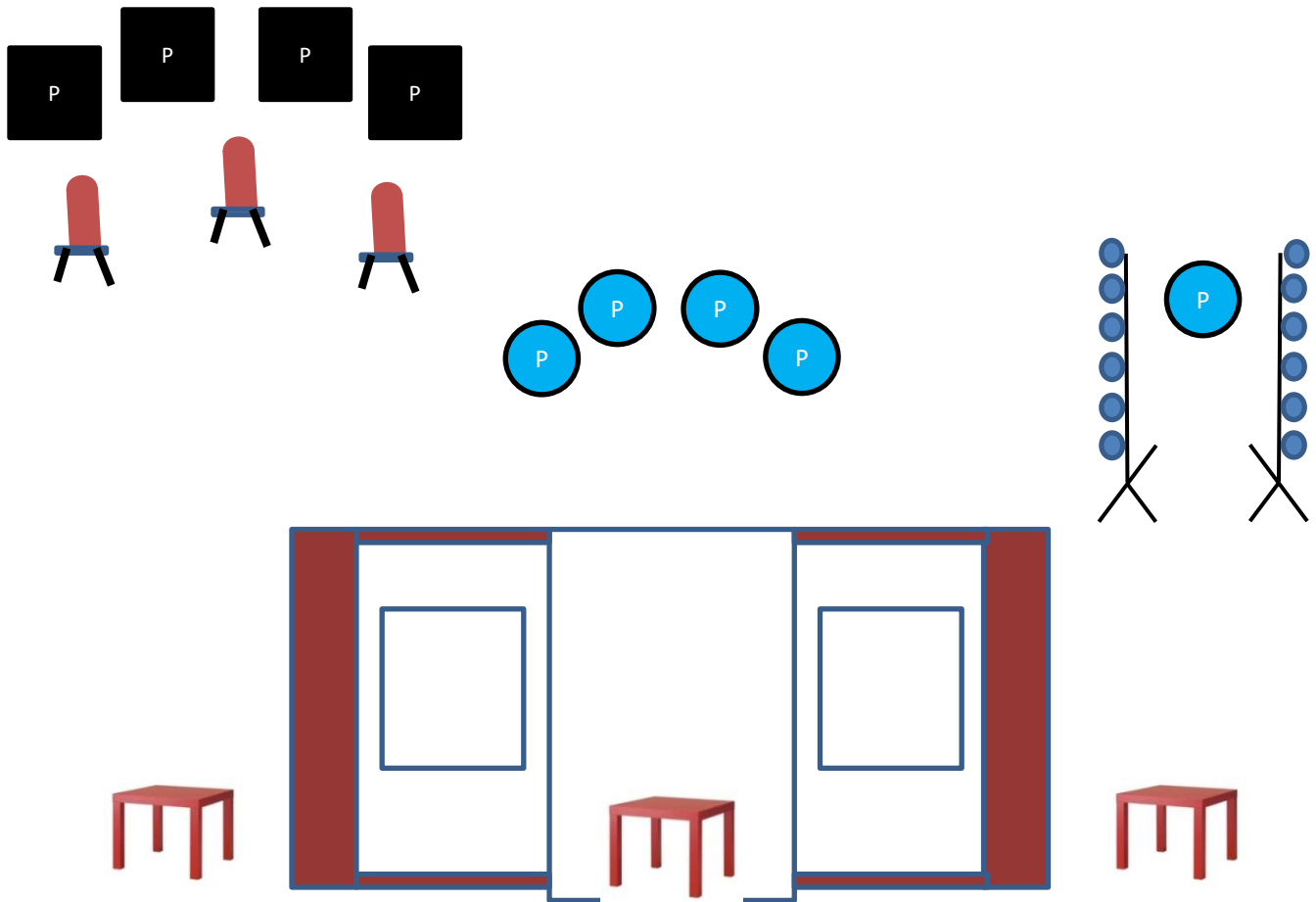


**STAGING:** Pistol loaded with a 7 round mag & holstered. Rifle loaded with 7 rounds staged on left doorway table. Shotgun loaded with 4 rounds on right doorway table.

**START POS:** Shooter may start with any firearm. At the ready.

**PROCEDURE:** With pistol from left doorway engage RP targets with a 1-7-7-6 sweep starting on RP1. With rifle from window engage RP targets with a 1-1-2-3 sweep from either end. With shotgun from right doorway engage 4 SG targets.

STAGE 3  
MAY 2024 WILD BUNCH MONTHLY MATCH  
THE MARSHALL'S OFFICE  
28 PISTOL

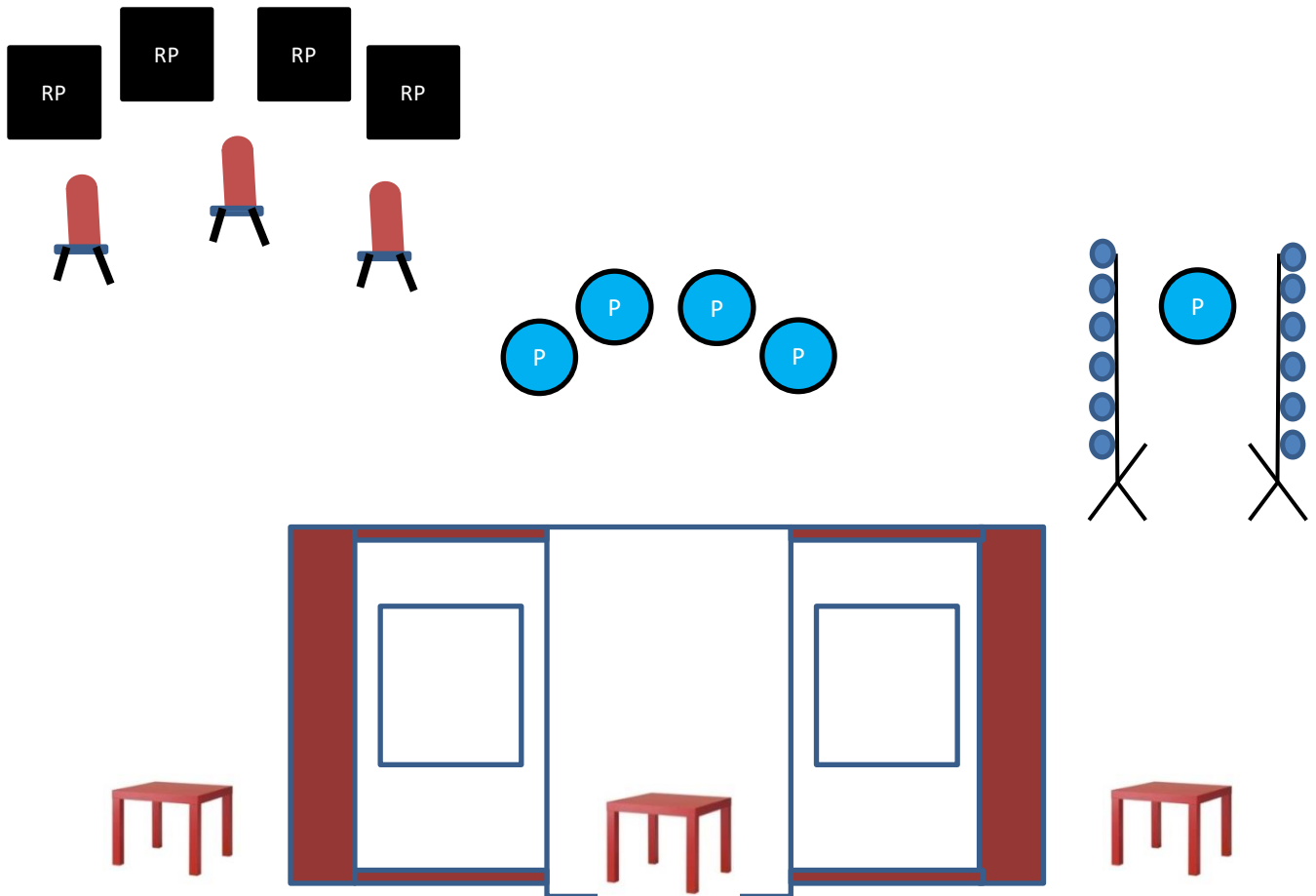


**STAGING:** Pistol loaded with a 7 round mag & holstered.

**START POS:** Shooter may start at either left or right outside table. At the ready.

**PROCEDURE:** ATB: At right outside table with pistol engage left & right dueling tree plates once each, last rounds on stationary target. From doorway crate with pistol engage "P" targets with a 1-2-3-1 sweep from either end. From left outside table engage each KD target & each stationary "P" target once each.

STAGE 4  
MAY 2024 WILD BUNCH MONTHLY MATCH  
THE MARSHALL'S OFFICE  
28 PISTOL 7 RIFLE

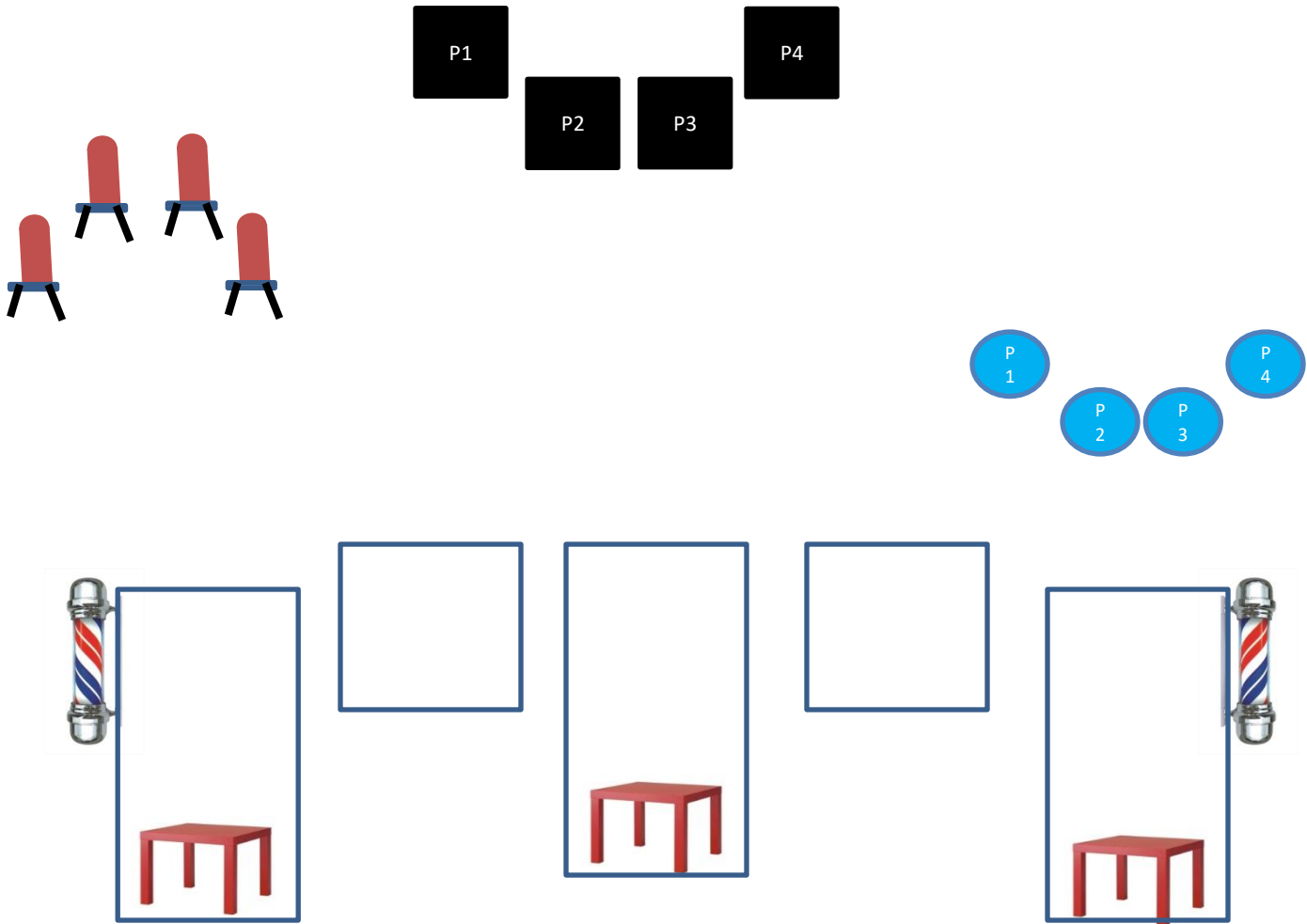


**STAGING:** Pistol loaded with a 7 round mag & holstered. Rifle loaded with 7 rounds on left table.

**START POS:** Shooter may start at any shooting position. At the ready.

**PROCEDURE:** ATB: With rifle from left table engage each KD target & "RP" targets once each. From doorway engage "P" targets with a 1-1-2-3 from the left, then repeat from the right. At right outside table with pistol engage both dueling trees plates once and place last rounds on stationary target.

**STAGE 5**  
**MAY 2024 WILD BUNCH MONTHLY MATCH**  
**GRIZZLY DAVE'S TONSORIAL PARLOR**  
**28 PISTOL 4 SHOTGUN**

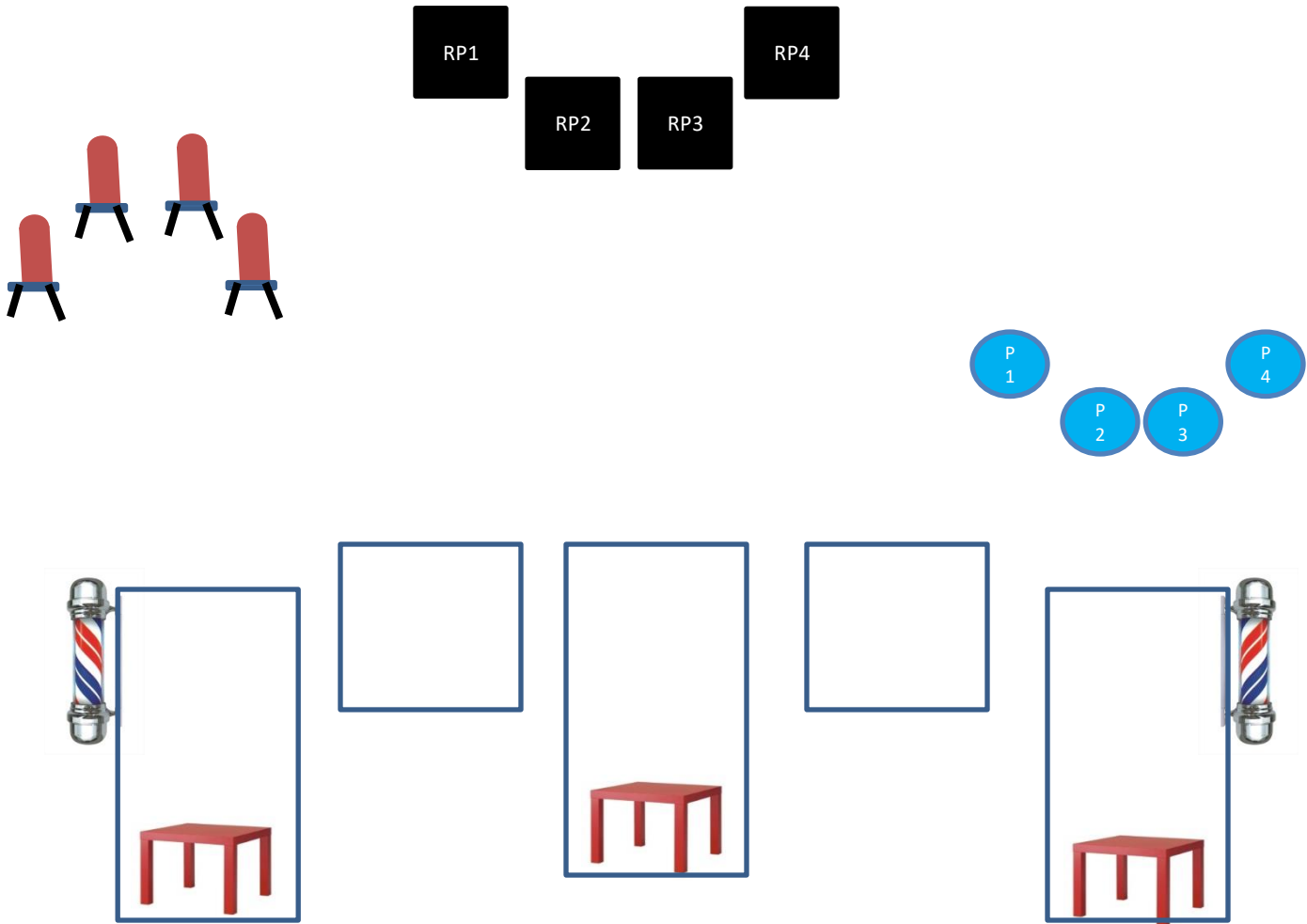


**STAGING:** Pistol loaded with a 7 round mag & holstered. Shotgun loaded with 4 rounds staged on left doorway table.

**START POS:** Shooter starts standing by center post.

**PROCEDURE:** **ATB:** With shotgun engage 4 shotgun targets until down. With pistol from center doorway engage "P" targets with a 2-3-4-5 sweep from either end. From right doorway repeat sequence on "P" targets.

**STAGE 6**  
**MAY 2024 WILD BUNCH MONTHLY MATCH**  
**GRIZZLY DAVE'S TONSORIAL PARLOR**  
**28 PISTOL 8 RIFLE 4 SHOTGUN**



**STAGING:** Pistol loaded with a 7 round mag & holstered. Shotgun loaded with 4 rounds staged on left doorway table.

**START POS:** Shooter starts standing by center post.

**PROCEDURE:** **ATB:** With shotgun engage 4 shotgun targets until down. With rifle from doorway engage "RP" targets with a double tap from either end. With pistol from center doorway engage "P" targets with double tap Nevada sweep from either end -(14 rounds). From right doorway repeat sequence on "P" targets.