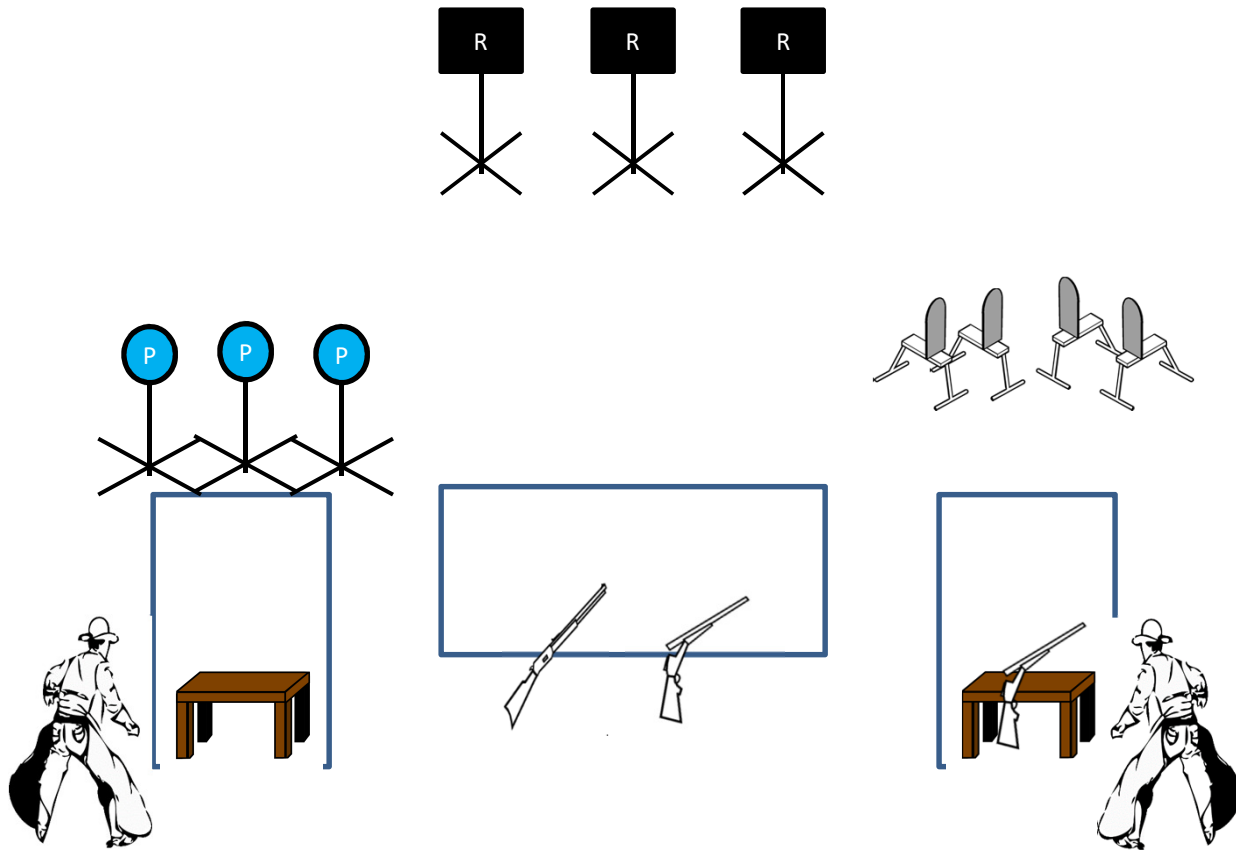


STAGE 1
FEBRUARY 2018
THE STAGECOACH MERCANTILE
10-REVOLVER 10 RIFLE 4+ SHOTGUN

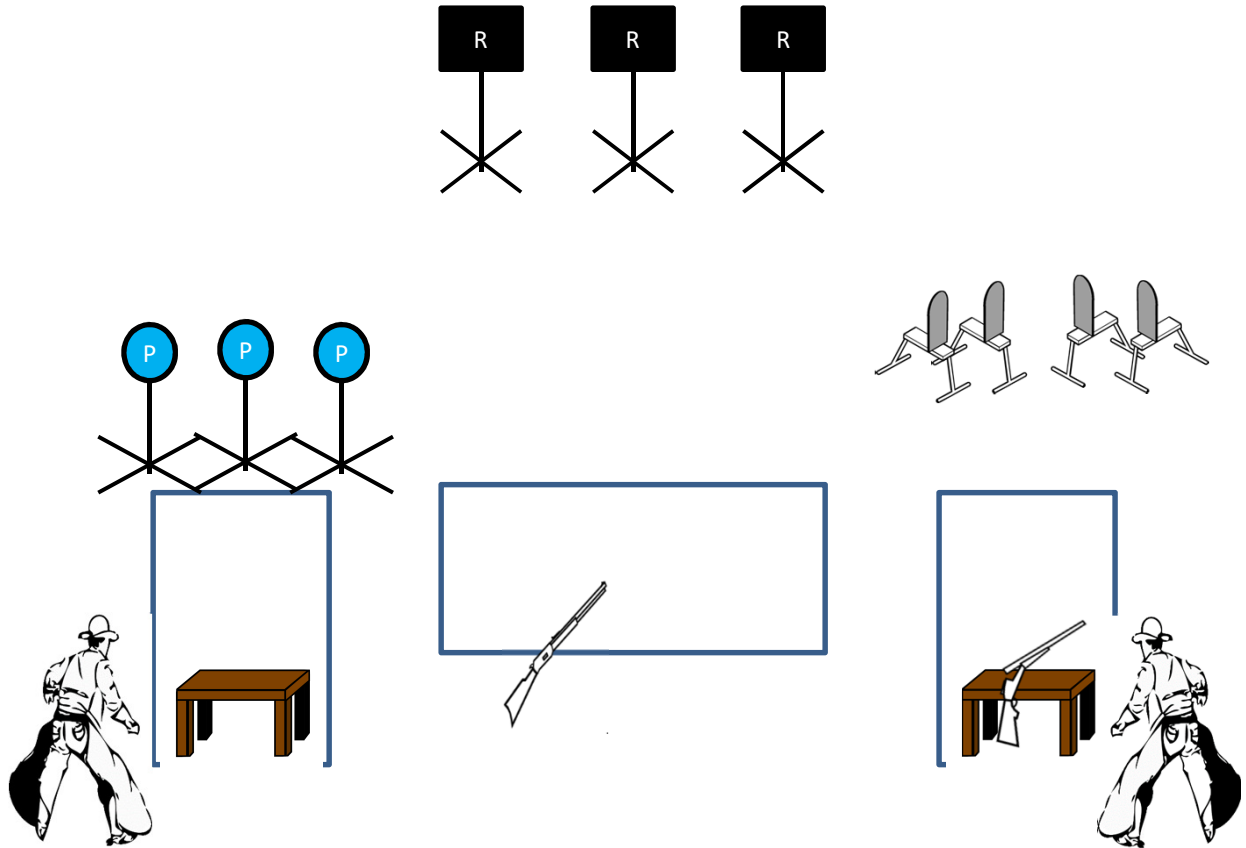


STAGING: Revolvers holstered. Rifle on center window shelf. Shotgun open/empty staged any where safely.

START POS: Shooter may start with any firearm, rifle may not be last. Hands on hat.

PROCEDURE: Shooter says when ready “**If yer looking fer trouble, I’m here to help ya find it.**” ATB with revolvers sweep “P” targets once each starting on either end, THEN double tap center “P” target. Repeat sequence. Move to window and with rifle repeat revolver sequence on “R” targets. Move to right doorway and engage 4 shotgun targets until down.

STAGE 2
FEBRUARY 2018
THE STAGECOACH MERCANTILE
10 REVOLVER 10 RIFLE 4+ SHOTGUN



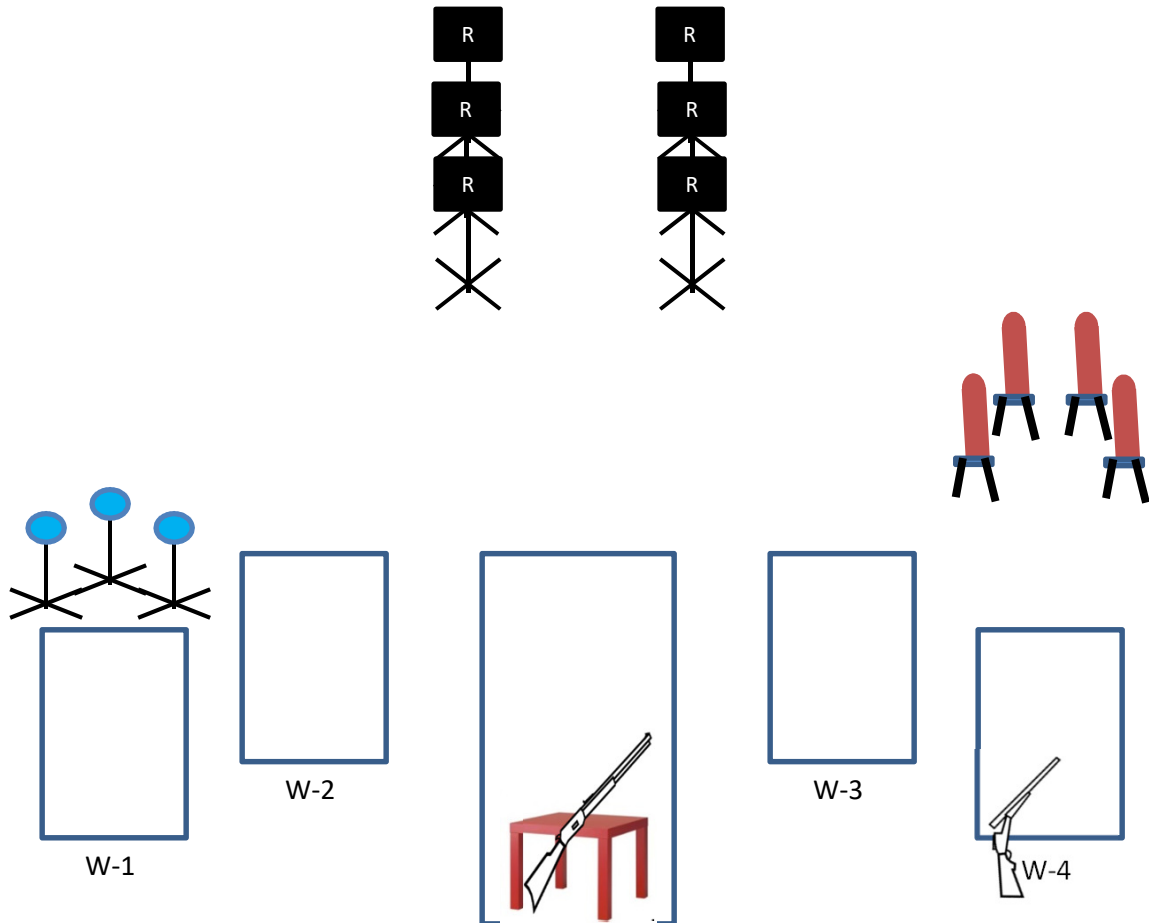
STAGING: Revolvers holstered. Rifle on window shelf. Shotgun open/empty staged any where safely.

START POS: Shooter may start at any position and engage targets in any order. Rifle may not be last. Hand/s on revolvers.

PROCEDURE: When ready shooter says, “Well Horace let’s get this over and done with, DRAW!”

ATB with revolvers from left doorway engage “P” targets alternating on outside targets for 4 rounds, THEN place 5th round on center target. Repeat sequence. Move to window and with rifle repeat revolver sequence on “R” targets. Move to right doorway and engage 4 shotgun targets until down.

STAGE 3
FEBRUARY 2018
FORT DEFIANCE
10-REVOLVER 10 RIFLE 4+ SHOTGUN

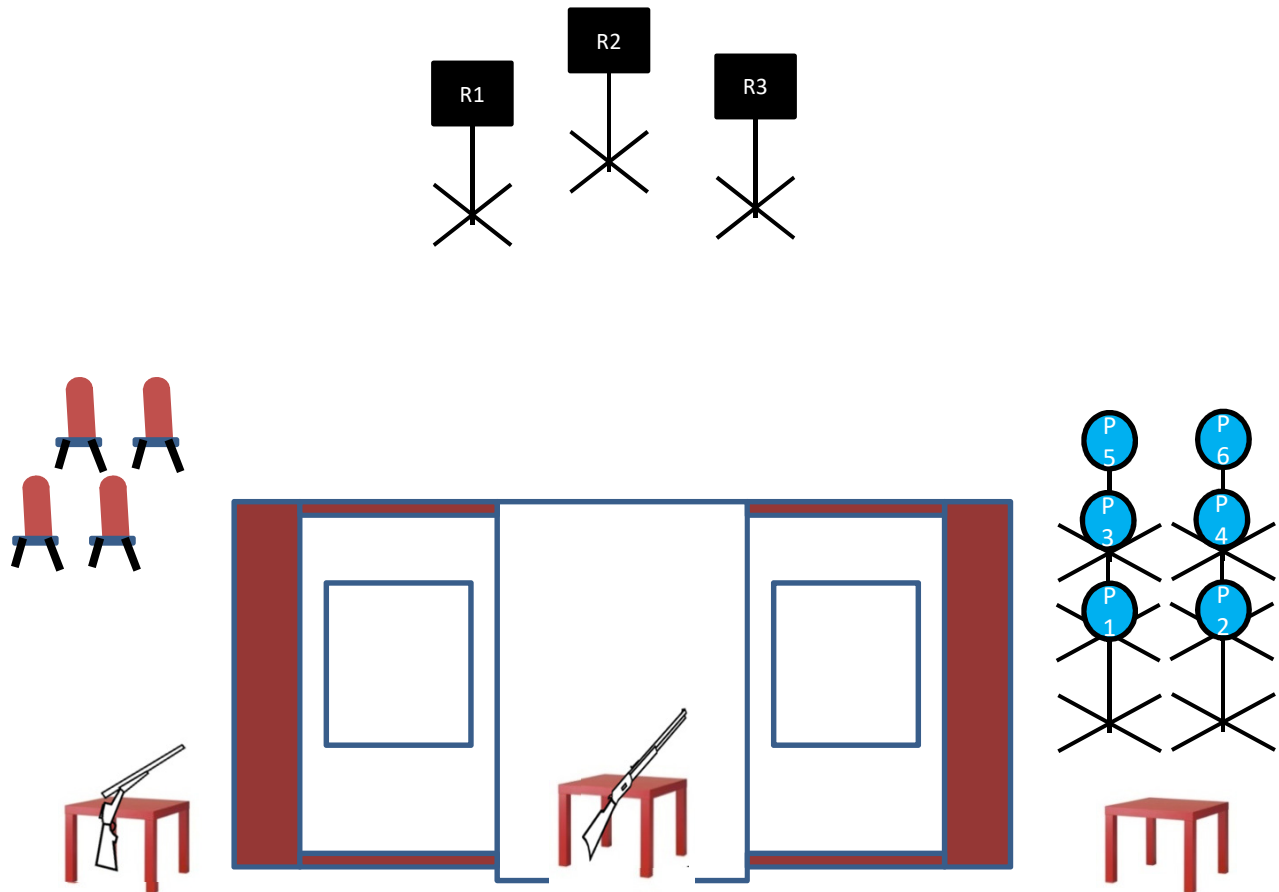


STAGING: Revolvers holstered. Rifle on doorway table. Shotgun open/empty at W-4.

START POS: Shooter may start at either W-1 or W-4. SASS default.

PROCEDURE: Shooter says when ready **“Hurry up dang it, its cold out here!”** ATB from W-1, with revolvers engage center “P” target twice, then sweep “P” targets starting on either end, THEN Repeat. Move to doorway and with rifle engage left set of “R” targets with a 5 round Nevada sweep starting on either top or bottom target, repeat on right set of “R” targets. Move to W-4 and engage 4 shotgun targets until down.

STAGE 4
FEBRUARY 2018
THE MARSHALL'S OFFICE
10-REVOLVER 10 RIFLE 4+SHOTGUN



STAGING: Revolvers holstered. Rifle on doorway table. Shotgun open/empty anywhere safely.

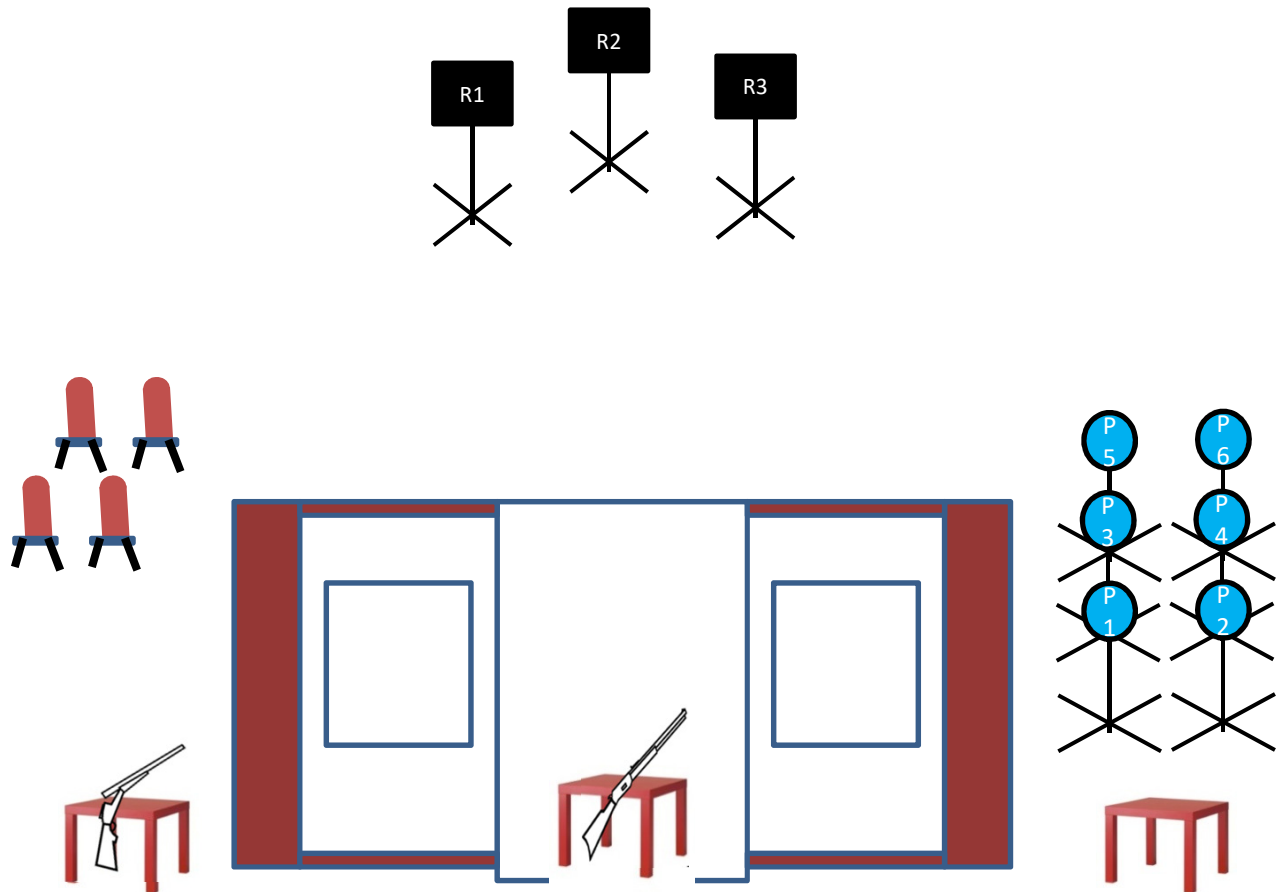
START POS: Shooter may start at either left or right outside table. Hands at low surrender.

PROCEDURE: Shooter says when ready **“Wild Bill just rode into town, and he ain’t looking any to friendly”**. ATB engage the “P” targets by alternating left to right on “P” targets, bottom to top, back to the bottom for 10 rounds.

(P1-P2-P3-P4-P5-P6-P3-P4-P1-P2)

Engage four shotgun targets from left outside table until down. Move to doorway table and with rifle engage “R” targets with a 1-3-1 sweep twice, both sweeps from the same direction.

STAGE 5
FEBRUARY 2018
THE MARSHALL'S OFFICE
10 REVOLVER 10 RIFLE 4+ SHOTGUN



STAGING: Revolvers holstered. Rifle on doorway table. Shotgun open/empty any where safely.

START POS: Shooter may start at any position with any firearm. Hands on hat.

PRODECURE: Shooter says when ready, “Wild Bill just died of lead poisoning!”

ATB:

Shotgun- left outside table engage 4 shotgun targets until down.

Rifle- doorway table, engage center “R” target 3 times, then each outside target once, then repeat.

Revolvers- engage each set with a 2-1-2 Nevada sweep starting on either top or bottom target.

(Left set= P1,P3,P5) (Right set= P2,P4,P6)